

Third Quarter Fiscal 2008 Financial Results

January 11, 2008

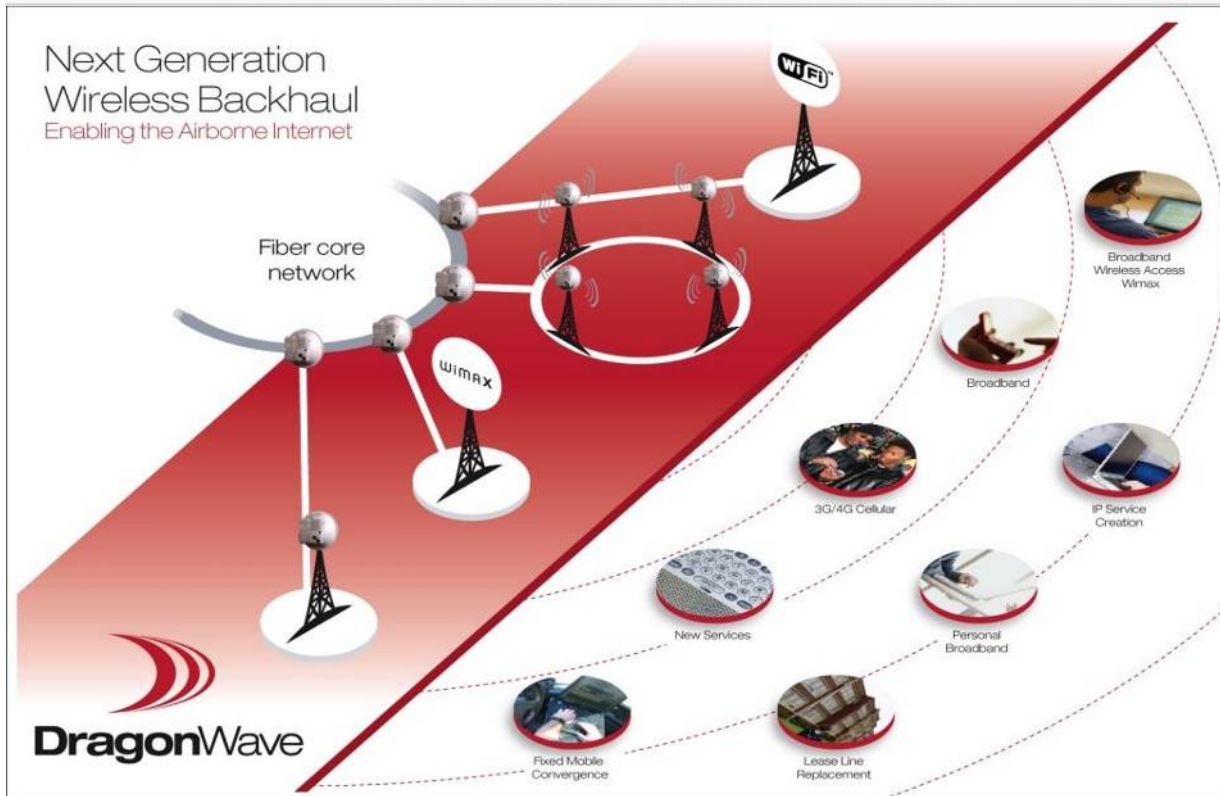



DragonWave

Wireless Broadband Ethernet

Financial Highlights

Russell Frederick – VP Finance & CFO



DragonWave

Wireless Broadband Ethernet

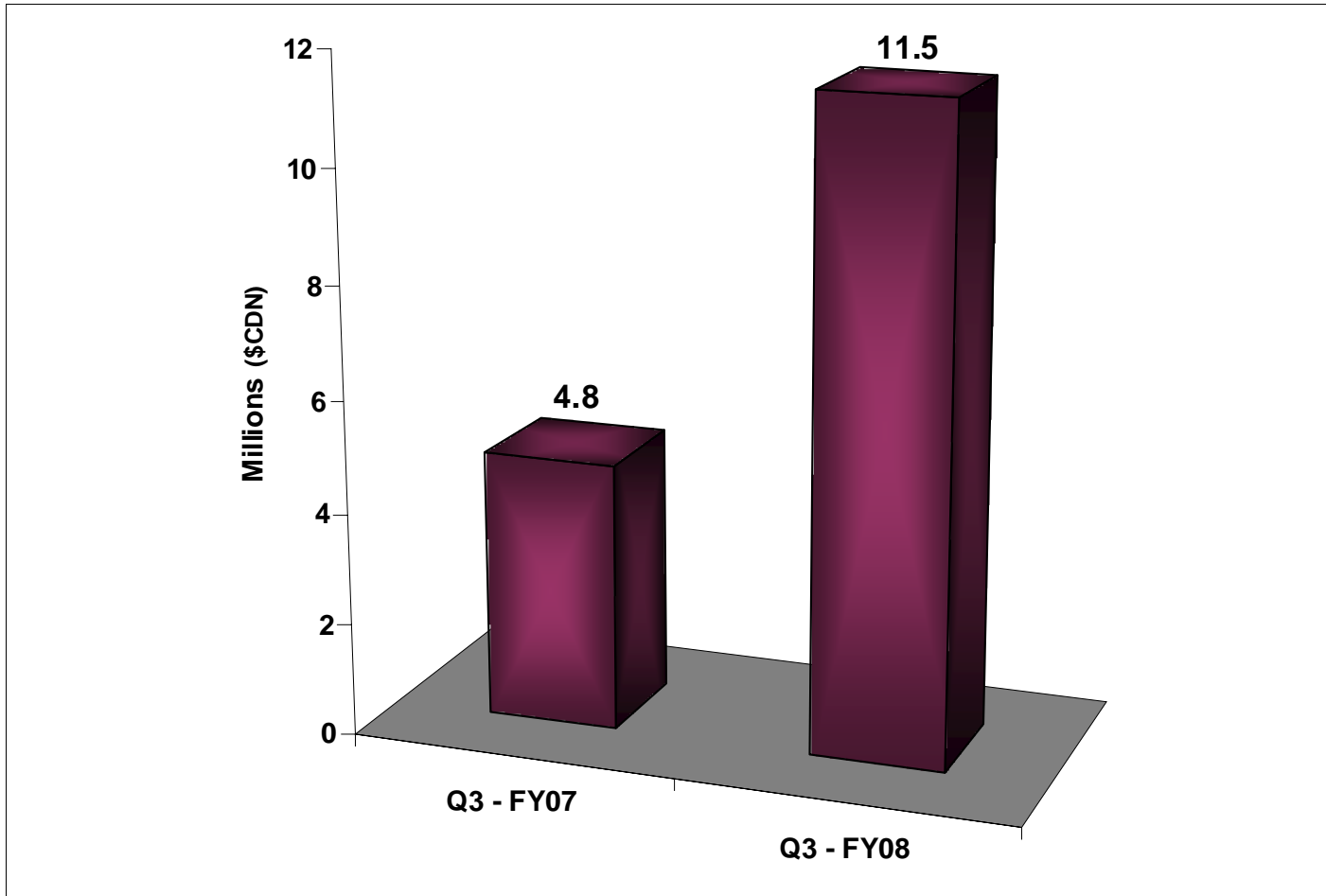


Legal Disclaimer

- This presentation contains certain forward-looking information, including expectations of future business. This information is based on the company's current expectations and assumptions that are subject to a variety of risks and uncertainties that are difficult to predict and that may be beyond DragonWave's control. Actual results could differ materially from those expressed in any forward-looking statements due to factors such as customer demand and timing of purchasing decisions, increased levels of competition, technological changes and the successful development of new products, dependence on third-party manufacturers and suppliers, risks relating to intellectual property infringement claims, and other risks and factors identified in DragonWave's public filings with regulatory authorities. DragonWave assumes no obligation to update these forward-looking statements as a result of new information or future events.



Third Quarter Revenue Comparison

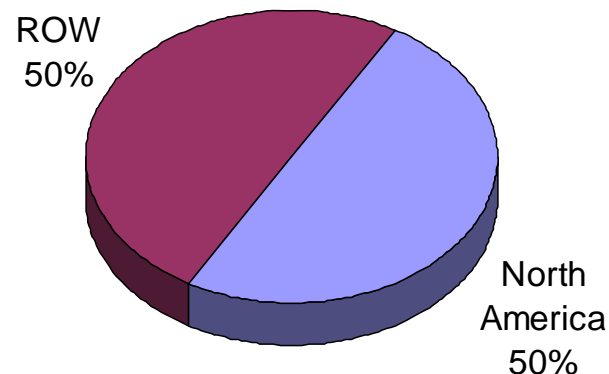
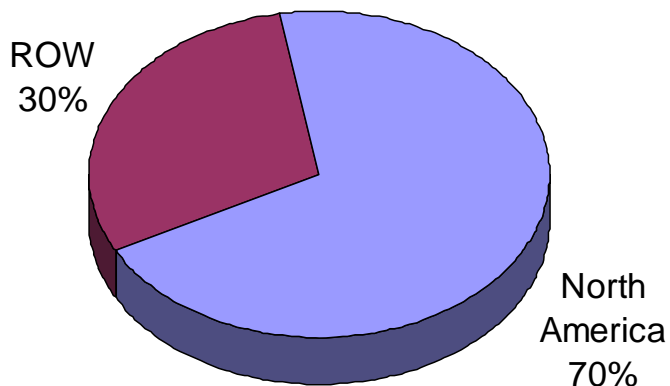





Revenue by Geography

Q3FY07

Q3FY08




(Cdn \$ Millions)	<u>Q3 FY07</u>		<u>Q3 FY08</u>	
	<u>\$</u>	<u>%</u>	<u>\$</u>	<u>%</u>
North America	3.4	70%	5.7	50%
ROW	1.4	30%	5.8	50%
Total	4.8	100%	11.5	100%



Comparative Statement of Operations

<i>(Cdn \$ Millions)</i>	Q3 FY08	Q3 FY07
Revenue	11.5	4.8
Cost of Sales	7.0	2.9
Gross Margin	4.5 39%	1.9 39%
Expenses		
Research and Development	2.7	1.5
Sales and Marketing	2.4	1.5
G & A	0.8	0.6
Investment Tax Credits	(0.1)	(0.2)
	5.8	3.4
Loss from Operations	(1.3)	(1.5)
Interest Income/(Expense)	0.3	(1.0)
Foreign Exchange loss	(0.2)	(0.0)
Net Loss	(1.2)	(2.5)
 Basic & Diluted weighted average number of shares outstanding,	 27,646,025	 3,610,491



Balance Sheet Highlights

(Cdn \$ Thousands)

	Q3 FY08	Q2 FY08	Q4 FY07
Cash	6,338	23,064	1,334
Short Term Investments	34,436	-	-
Current Assets (excl. Cash)	53,733	15,411	15,893
Current Liabilities (excl. convertible debt)	11,650	10,716	13,720
Days Sales Outstanding	52 days	53 days	77 days
Inventory Turnover	4.4 times	4.9 times	3.2 times

Business Highlights & Market Update

Peter Allen – President & CEO



DragonWave

Wireless Broadband Ethernet

Slide 8



Business Highlights and Market Update

- **NextWave Global Network Solutions Agreement**
- **Follow-on financing**
- **NEC Patent License Agreement**
- **Launched Unite Platform**
- **Orascom**
 - 270 backhaul links – Mobilink in Pakistan
 - 50 – 200 Mbps backhaul in Islamabad, Karachi & Lahore
- **Business Only Broadband**
 - 300 Mbps Network in Chicago for primary, secondary & disaster-recovery connectivity services



Business Highlights and Market Update

› New Products

- › Horizon Compact revenue over \$4M in Q3FY08

› Sales and Marketing

- › Branches established in U.K. and Dubai
- › Additional Sales Professional in Europe

› Gross Margin

- › Steadily increasing by quarter to 39% in Q3

› Sprint & Clearwire

Q & A



DragonWave

Wireless Broadband Ethernet