

Second Quarter Fiscal 2008 Financial Results

October 5, 2007

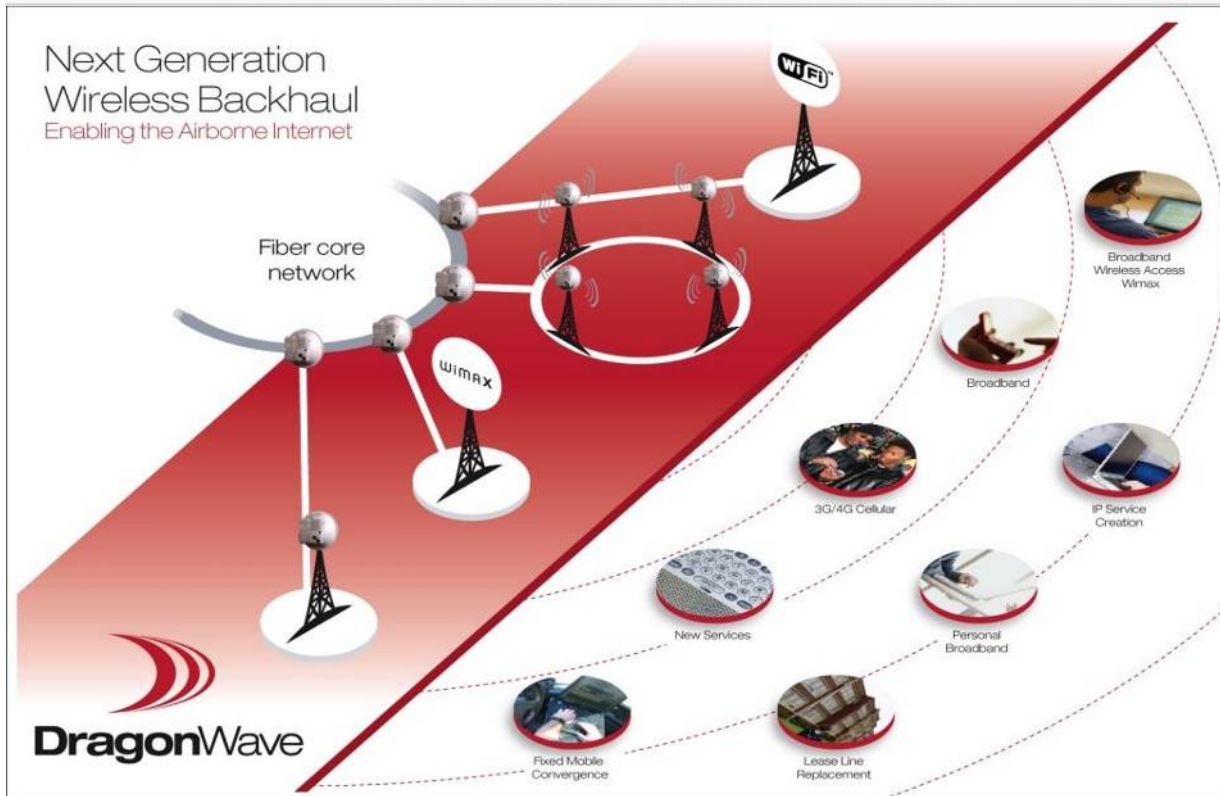



DragonWave

Wireless Broadband Ethernet

Financial Highlights

Russell Frederick – VP Finance & CFO



DragonWave

Wireless Broadband Ethernet

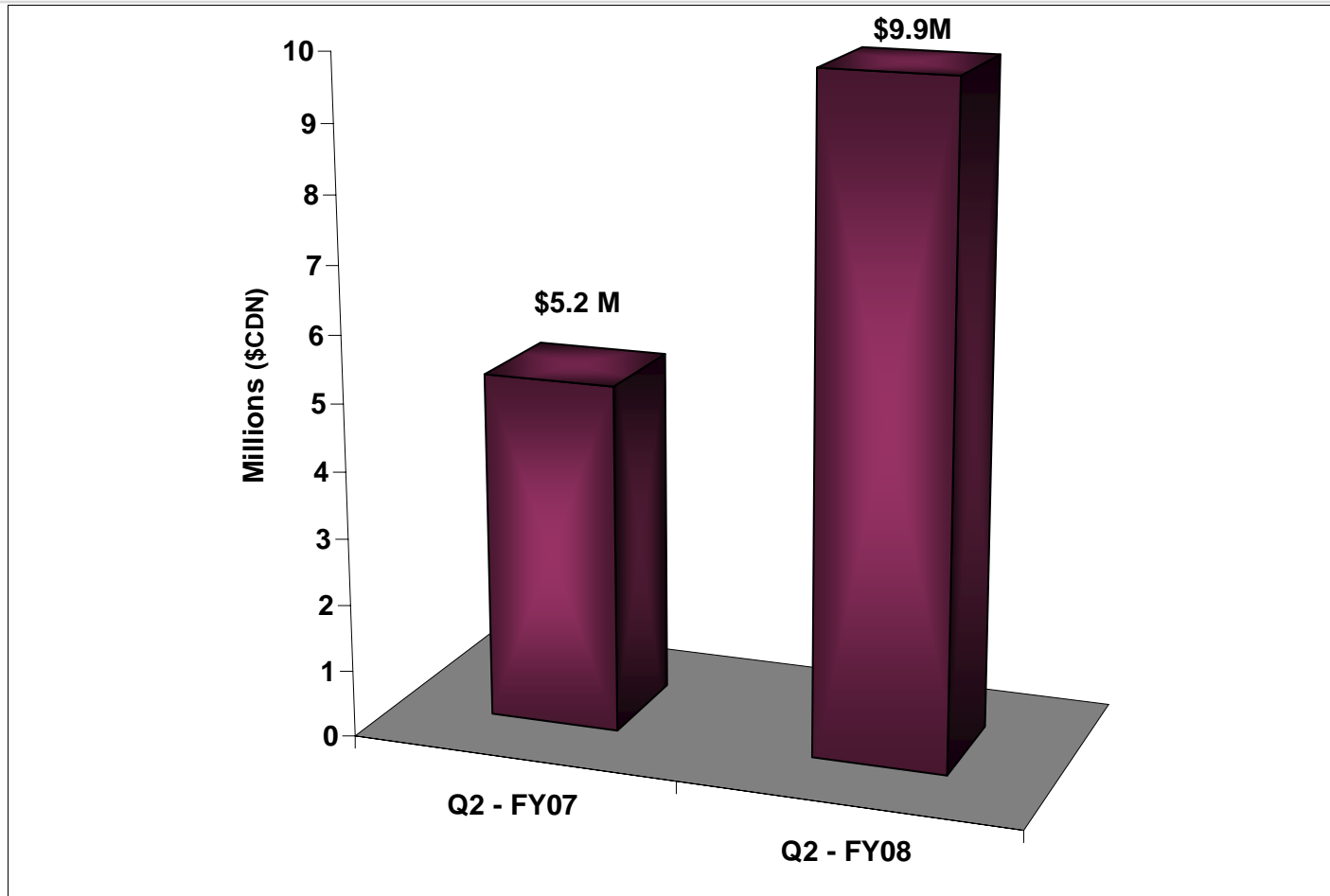


Legal Disclaimer

- This presentation contains certain forward-looking information, including expectations of future business. This information is based on the company's current expectations and assumptions that are subject to a variety of risks and uncertainties that are difficult to predict and that may be beyond DragonWave's control. Actual results could differ materially from those expressed in any forward-looking statements due to factors such as customer demand and timing of purchasing decisions, increased levels of competition, technological changes and the successful development of new products, dependence on third-party manufacturers and suppliers, risks relating to intellectual property infringement claims, and other risks and factors identified in DragonWave's public filings with regulatory authorities. DragonWave assumes no obligation to update these forward-looking statements as a result of new information or future events.



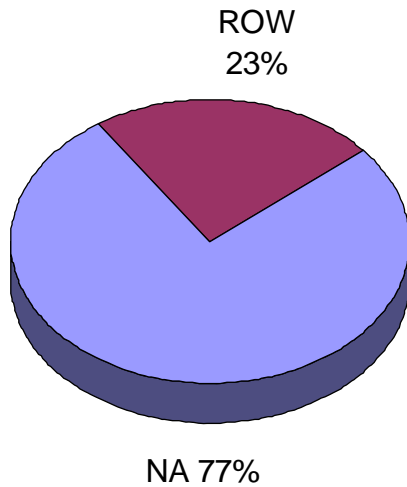
Second Quarter Revenue Comparison



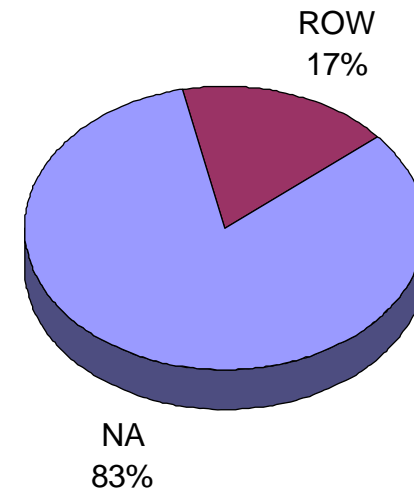


Revenue by Geography


Q2 FY07



Q2 FY08




(Cdn \$ Millions)	<u>Q2 FY07</u>		<u>Q2 FY08</u>	
	<u>\$</u>	<u>%</u>	<u>\$</u>	<u>%</u>
North America	4.0	77%	8.2	83%
ROW	<u>1.2</u>	<u>23%</u>	<u>1.7</u>	<u>17%</u>
Total	<u>5.2</u>	<u>100%</u>	<u>9.9</u>	<u>100%</u>



Comparative Statement of Operations

<i>(Cdn \$ Millions)</i>	Q2 FY08	Q2 FY07
Revenue	9.9	5.2
Cost of Sales	6.3	3.4
Gross Margin	3.6	1.8
%	37%	34%
Expenses		
Research and Development	2.5	1.3
Sales and Marketing	1.9	1.4
G & A	1.1	0.7
Investment Tax Credits	(0.1)	(0.2)
	<u>5.4</u>	<u>3.2</u>
Loss from Operations	(1.8)	(1.4)
Interest Income/(Expense)	0.1	(1.0)
Foreign Exchange loss	(0.4)	(0.1)
Net Loss	<u>(2.1)</u>	<u>(2.5)</u>
Shares Issued & Outstanding as of August 31, 2007	24,639,351	



Balance Sheet Highlights

(Cdn \$ Thousands)

	Q2 FY08	Q1 FY08	Q4 FY07
Cash	23,064	28,098	1,334
Current Assets (excl. Cash)	15,411	14,125	15,893
Current Liabilities (excl. convertible debt)	10,716	11,299	13,720
Day Sales Outstanding	53 days	39 days	77 days
Inventory Turnover	4.9 times	3.7 times	3.2 times

Business Highlights & Market Update

Peter Allen – President & CEO



DragonWave

Wireless Broadband Ethernet

Slide 8



Business Strategy

- › **NextWave**
 - Global Network Solutions Agreement
 - Includes Inquam and WiMAX Telecom
- › **European wins**
 - Proxystel - 1st Network deployment in France
 - COTA - Regional network in Murcia region of Spain
- › **New Products**
 - Launched Unite Platform – AirPair with our Pseudowire
 - Horizon Compact orders over \$1M
- › **EMEA Leadership**
 - Clive Belfort joins DragonWave from Ceragon as VP EMEA

Q & A



DragonWave

Wireless Broadband Ethernet